



# Jahabow™ | Product Catalog



# Jahabow™

## PRODUCT CATALOG

**Our goal is to get a better understanding of your merchandise challenges and help generate stronger retail results for your products.**

Contact us to receive a free customized quote for all your display fixture needs.

**573.437.4151 | [info@jahabow.com](mailto:info@jahabow.com)**

1004 Industrial Dr. Owensville, MO 65066 | Fax: 800.367.7469 | [Jahabow.com](http://Jahabow.com)



 DIVISIONS OF PFI HOLDING COMPANY, LLC

# Index

Standard Specifications	03
General Terms & Conditions	03
Jewelry Display Cases	04
Jewelry Showcase	
Pedestal Jewelry Case Series	
Half Vision Display Cases	04
Full Vision Display Cases	04
Full Vision Case Series	
Front Opening Case Series	
Extra Vision Display Cases	05
Extra Vision Case Series	
Corner Display Cases	05
Corner Display Cases	
Rear Access Corner Cases	
Open Corner Display Cases	
Fineline Towers	06
Fineline Square Tower	
Fineline Hex Tower	
Wall Display Cases	06
Wall Cases – No Drawers	
Wall Cases – 2 Drawers	
Upright Display Cases	07
Upright Display with LPL Base and Kick	
Upright Aisle Display with Black LPL Base	
Wrap Counters & Register Stands	08
Ledge Counter Series	
Wrap Counter Series	
Flat Top Register Stands	
Well Top Register Stands	
Counter Display Cases & Accessories	09
Utility Case Series	
Mirror Series	
FC Series Counter Cases	
TC Series Counter Cases	
Bakery Display Cases	10
92500 Series	
96000 Series	
97000 Series	
92000 Series	
99342 Series	
99370 Series	
Bakery Wall Display Cases	
BMB Series	
Bakery Display Tables	12
Large Pastry Tables	
Small Pastry Tables	
Secure Display Cases	13
TDL Series of Secure Display Cases	
Cannabis Display Cases	14
Countertop Displays	
Four20 Display Cases	
Greenhouse Display Cases	

LPL Finish Options	15
Listed Showcase Lighting Options	16
Wired Cabinet Electrical Options	16
Optional Showcase Accessories	17
Storage Options	
Gate Options	18
Contact	19

## Standard Specifications

### Glass

**Modular:** 1/4" annealed float tops; 3/16" annealed float fronts and ends

**Shelving:** 1/4" annealed float (Tempered, safety-laminated glass or Lexan® available by quote)

Fineline Series features 1/8" tempered glass exterior, 3/16" Tempered Glass Doors

### Aluminum Frame Extrusion

Standard Series Showcases – Brushed Clear Anodized Aluminum  
Options: Polished Clear, Powder Coat finishes available by quote  
Fineline Towers – Brushed Clear, Polished Clear, Satin Black Anodized Aluminum framing.

### Standard Laminates

**Bases:** Low Pressure Laminates (LPL) – Oak, Maple, Walnut, Cherry, Bright White, Antique White, Fashion Gray or Black with aluminum corner construction (except where "HPL" is specified)

**Kicks:** Black LPL with black corner construction

Due to ongoing improvements in product function and design – product specification subject to change.

All dimensions are nominal.

### Jewelry Showcase



12" H GLASS DISPLAY - 22" H BASE - 4" H KICK

Model	Description	HxDxL
JC1206P	Laminate Base, Laminated Hardboard Doors	38" x 20" x 70"
JC1205P	Laminate Base, Laminated Hardboard Doors	38" x 20" x 60"
JC1204P	Laminate Base, Laminated Hardboard Doors	38" x 20" x 48"
JC1206M	Laminate Base, Laminated Mirror Doors	36" x 20" x 70"
JC1205M	Laminate Base, Mirror Doors	36" x 20" x 60"
JC1204M	Laminate Base, Mirror Doors	36" x 20" x 48"
Flush Base 2200 Series		

Open Rear Storage is Standard - storage drawers, storage doors, locks, interior adjustable shelves - see options.  
Self-Edge corner treatment with HPL available by quote.

### Pedestal Jewelry Case Series



10" H GLASS DISPLAY - 20" H PEDESTAL - 4" H KICK

Model	Description	HxDxL
JPA2206P	Door both pedestals	34" x 20" x 70"
JPB2206P	Door pedestal right, 3 drawer pedestal left	34" x 20" x 70"
JPC2206P	3 drawer both pedestals	34" x 20" x 70"
JPA2206M	Door both pedestals	34" x 20" x 70"
JPB2206M	Door pedestal right, 3 drawer pedestal left	34" x 20" x 70"
JPC2206M	3 drawers both pedestals	34" x 20" x 70"
Modesty panel		

### Half Vision Display Case



18" H GLASS DISPLAY - 16" H BASE - 4" H KICK

Model	Description	HxDxL
HC1206P	Laminate Base, Laminated Hardboard Doors	38" x 20" x 70"
HC1205P	Laminate Base, Laminated Hardboard Doors	38" x 20" x 60"
HC1204P	Laminate Base, Laminated Hardboard Doors	38" x 20" x 48"
HC1206M	Laminate Base, Mirror Doors	38" x 20" x 70"
HC1205M	Laminate Base, Mirror Doors	38" x 20" x 60"
HC1204M	Laminate Base, Mirror Doors	38" x 20" x 48"
Flush Base 2200 Series		

Open Rear Storage is Standard - for storage drawers, storage doors, locks and interior adjustable shelves see options.  
Self-Edge corner treatment with HPL available by quote.  
Glass Shelves: 1 row 10" deep

### Full Vision Display Case



26" H GLASS DISPLAY - 8" H BASE - 4" H KICK

Model	Description	HxDxL
BC1206P	Laminate Base, Laminated Hardboard Doors	38" x 20" x 70"
BC1205P	Laminate Base, Laminated Hardboard Doors	38" x 20" x 60"
BC1204P	Laminate Base, Laminated Hardboard Doors	38" x 20" x 48"
BC1206M	Laminate Base, Mirror Doors	38" x 20" x 70"
BC1205M	Laminate Base, Mirror Doors	38" x 20" x 60"
BC1204M	Laminate Base, Mirror Doors	38" x 20" x 48"
Flush Base 2200 Series		

Closed base is standard - for open rear storage, storage doors, storage drawers and locks see options.  
Self-Edge Corner treatment with HPL available by quote.  
Glass Shelves: 1 row 8" deep, 1 row 10" deep



## Front Opening Case Series



26" H GLASS DISPLAY - 8" H BASE - 4" H KICK

Model	Description	HxDxL
FOBC1206P	Front Opening, Laminated Hardboard Back	38" x 20" x 70"
FOBC1205P	Front Opening, Laminated Hardboard Back	38" x 20" x 60"
FOBC1204P	Front Opening, Laminated Hardboard Back	38" x 20" x 48"
FOBC1206M	Front Opening, Mirror Back	38" x 20" x 70"
FOBC1205M	Front Opening, Mirror Back	38" x 20" x 60"
FOBC1204M	Front Opening, Mirror Back	38" x 20" x 48"
Flush Base 2200 Series		

Self-Edge Corner treatment with HPL available by quote.  
Glass Shelves: 1 row 8" deep, 1 row 10" deep

## Extra Vision Case Series



34" H GLASS DISPLAY - 4" H KICK

Model	Description	HxDxL
EV1206P	Laminate Kick, Laminated Hardboard Doors	38" x 20" x 70"
EV1205P	Laminate Kick, Laminated Hardboard Doors	38" x 20" x 60"
EV1204P	Laminate Kick, Laminated Hardboard Doors	38" x 20" x 48"
EV1206M	Laminate Kick, Mirror Doors	38" x 20" x 70"
EV1205M	Laminate Kick, Mirror Doors	38" x 20" x 60"
EV1204M	Laminate Kick, Mirror Doors	38" x 20" x 48"

Glass Shelves: 1 row 8" deep, 1 row 10" deep

## Corner Display Cases



Model	Description	HxD
BC1200	Laminate Base	38" x 20"
HC1200	Laminate Base	38" x 20"
JC1200	Laminate Base	38" x 20"
EV1200	Laminate Base	38" x 20"
Flush Base 2200 Series		

## Rear Access Corner Cases



Model	Description	HxDxL
BC1SQ34P	Laminate Base, Laminated Hardboard Doors	38" x 20" x 34"sq
BC1SQ34M	Laminate Base, Mirror Doors	38" x 20" x 34"sq
HC1SQ34P	Laminate Base, Laminated Hardboard Doors	38" x 20" x 34"sq
HC1SQ34M	Laminate Base, Mirror Doors	38" x 20" x 34"sq
JC1SQ34P	Laminate Base, Laminated Hardboard Doors	38" x 20" x 34"sq
JC1SQ34M	Laminate Base, Mirror Doors	38" x 20" x 34"sq
EV1SQ34P	Laminate Base, Laminated Hardboard Doors	38" x 20" x 34"sq
EV1SQ34M	Laminate Base, Mirror Doors	38" x 20" x 34"sq
42 Square - Optional		
51 Square - Optional		
Flush Base 2200 Series		

Self-Edge Corner treatment with HPL available by quote.

573.437.4151 | info@jahabow.com

## Open Corner Display Cases



26" H DISPLAY - 8" H BASE - 4" H KICK

Model	Description	HxDxL
OSBC2200	Laminate Base, Glass Shelves	38" x 20" x 20"sq

## Fineline Towers



51" H GLASS DISPLAY - 19" H BASE - 5" H CORNICE

Model	Description	HxDxL
FST16	Fineline Square Tower	75" x 16" 16"
FHT20	Fineline Hex Tower	75" x 20"

HPL Laminate Base and Cornice  
 Square Tower has one spotlight. (50w per 20 halogen)  
 Hex Tower has two spotlights. (50w per 20 halogen)  
 Standard HPL Finishes - Black, Grey and White.  
 Other HPL Finishes available by quote.  
 Framing - Clear Brushed, Polished Chrome, Polished Brass, Satin  
 Black Anodized Aluminum.  
 LED Spot Light available.

## Wall Cases - No Drawers



48" H GLASS DISPLAY - 36" H BASE

Model	Description	HxDxL
WU2186P	Laminated Hardboard Back	84" x 18" x 70"
WU2185P	Laminated Hardboard Back	84" x 18" x 60"
WU2184P	Laminated Hardboard Back	84" x 18" x 48"
WU2186M	Mirror Back	84" x 18" x 70"
WU2185M	Mirror Back	84" x 18" x 60"
WU2184M	Mirror Back	84" x 18" x 48"

Glass Shelves: 3 rows of 10" deep

## Wall Cases - 2 Drawers



48" H GLASS DISPLAY - 36" H BASE

Model	Description	HxDxL
WU2186DP	Laminated Hardboard Back	84" x 18" x 70"
WU2185DP	Laminated Hardboard Back	84" x 18" x 60"
WU2184DP	Laminated Hardboard Back	84" x 18" x 48"
WU2186DM	Mirror Back	84" x 18" x 70"
WU2185DM	Mirror Back	84" x 18" x 60"
WU2184DM	Mirror Back	84" x 18" x 48"

Glass Shelves: 3 rows of 10" deep



## Upright Display with LPL Base and Kick

Model	Description	HxDxL
UD2206P	Laminated Hardboard Back	72" x 20" x 70"
UD2205P	Laminated Hardboard Back	72" x 20" x 60"
UD2204P	Laminated Hardboard Back	72" x 20" x 48"
UD2206M	Mirror Back	72" x 20" x 70"
UD2205M	Mirror Back	72" x 20" x 60"
UD2204M	Mirror Back	72" x 20" x 48"
UD2206G	Clear Glass Back	72" x 20" x 70"
UD2205G	Clear Glass Back	72" x 20" x 60"
UD2204G	Clear Glass Back	72" x 20" x 48"

Self-Edge treatment with HPL available by quote.  
Cornice treatment available by quote.  
Slatwall back available by quote.  
Glass shelves: 4 rows of 12" deep

60" H GLASS DISPLAY - 8" H BASE - 4" H KICK



## Upright Aisle Display with Black LPL Base

Model	Description	HxDxL
UA2185P	Laminated Hardboard Back	54" x 18" x 60"
UA2184P	Laminated Hardboard Back	54" x 18" x 48"
UA2185M	Mirror Back	54" x 18" x 60"
UA2184M	Mirror Back	54" x 18" x 48"
UA2205P	Laminated Hardboard Back	54" x 20" x 60"
UA2204P	Laminated Hardboard Back	54" x 20" x 48"
UA2205M	Mirror Back	54" x 20" x 60"
UA2204M	Mirror Back	54" x 20" x 48"

Glass Shelves: 3 rows of 10" deep

48" H GLASS DISPLAY - 6" H KICK

### Ledge Counter Series



Model	Description	HxDxL
LC1246	Laminate Sides & Front	42" x 24" x 70"
LC1245	Laminate Sides & Front	42" x 24" x 60"
LC1244	Laminate Sides & Front	42" x 24" x 48"

High Pressure Laminated Matte White Top, adjustable bag bins and one adjustable shelf. Solid surface available by quote.

### Wrap Counter Series



Model	Description	HxDxL
WC1246	Laminate Sides and Front	34" x 24" x 70"
WC1245	Laminate Sides and Front	34" x 24" x 60"
WC1244	Laminate Sides and Front	34" x 24" x 48"

Height meets ADA requirements. Solid surface available by quote.

### Flat Top Register Stands



Model	Description	HxDxL
RS2202FT	Laminate Sides and Front;High Pressure Laminated Matte White Top	38" x 20" x 24"

Adjustable shelf, solid surface available by quote.

### Well Top Register Stands



Model	Description	HxDxL
RS2202WT	Laminate Sides and Front;High Pressure Laminated Matte White Top	38" x 20" x 24"

One adjustable shelf, well w/counter available by quote.



# Utility Case Series



Model	HxDxL	Model	HxDxL
Laminated	30" x 12" x 36"	Mirror back	30" x 12" x 36"
Hardboard or	36" x 12" x 36"		36" x 12" x 36"
Clear Glass	42" x 12" x 36"		42" x 12" x 36"
Back	48" x 12" x 36"		48" x 12" x 36"
	30" x 12" x 48"		30" x 12" x 48"
	36" x 12" x 48"		36" x 12" x 48"
	42" x 12" x 48"		42" x 12" x 48"
	48" x 12" x 48"		48" x 12" x 48"
	30" x 18" x 36"		30" x 18" x 36"
	36" x 18" x 36"		36" x 18" x 36"
	42" x 18" x 36"		42" x 18" x 36"
	48" x 18" x 36"		48" x 18" x 36"
	30" x 18" x 48"		30" x 18" x 48"
	36" x 18" x 48"		36" x 18" x 48"
	42" x 18" x 48"		42" x 18" x 48"
	48" x 18" x 48"		48" x 18" x 48"

# Mirror Series



Model	Description	HxDxL
AM0205P	Alcove Mirror without stand; 2 mirror wings 18" x 60"	20" x 60"
FS0205P	Alcove Mirror with stand; 2 mirror wings 18" x 60"	20" x 60"
AF0185P	Aluminum framed single unit mirror	18" x 60"
AF0205P	Aluminum framed single unit mirror	20" x 60"
AF0225P	Aluminum framed single unit mirror	22" x 60"
AF0245P	Aluminum framed single unit mirror	24" x 60"

# FC Series Counter Cases



Model	Description	HxDxL
FC1	No Glass Shelving	8" x 18" x 18"
FC2	No Glass Shelving	8" x 18" x 24"
FC3	No Glass Shelving	8" x 18" x 30"

NOTE: Lights are not available in these units

# TC Series Counter Cases



Model	Description	HxDxL
TC1	Two Glass Shelves	18" x 8" x 18"
TC2	Two Glass Shelves	18" x 8" x 24"
TC3	Two Glass Shelves	18" x 8" x 30"
TC5	Two Glass Shelves	18" x 10" x 24"

NOTE: Lights are not available in these units

92500 Series  
Donut/Pastry Merchandiser



Model	HxDxL	Description
92531	36" x 24" x 31"	Anodized Aluminum Frame, Glass Ends and Top,
92536	36" x 30" x 36"	White HPL deck and back, White Wire Shelves, Top Acrylic Sign Panel, Adjustable Bag Bins

2 rows of shelves standard, Fits pans size 26" L x 18" D

96000 Series  
22° Slant Front Display Case



Model	HxDxL	Description
96040-48	38" x 24" x 48"	Anodized Aluminum Frame, Tempered Glass Front, Glass Ends & Top, Glass Shelves,
96040-59	38" x 24" x 59"	Framed Panel Door, Closed Base, White HPL Deck, Black Melamine Kick
96048-77	38" x 24" x 77"	

2 rows of shelves standard

97000 Series  
9° Slant Front High Volume Non-Refrigerated Display



Model	HxDxL	Description
97040-48	40" x 35" x 48"	Anodized Aluminum Frame, Glass Ends and Top, White HPL Deck, Tempered Glass Front,
97040-59	40" x 35" x 59"	Framed Glass Sliding Doors, White Wire Shelves, LPL Finish Base (No Storage)
97040-77	40" x 35" x 77"	
97048-48	48" x 35" x 48"	
97048-59	48" x 35" x 59"	
97048-77	48" x 35" x 77"	

2 rows of shelves standard, Fits pans size 26" L x 18" D

92000 Series  
Countertop Display Case



Model	HxDxL	Description
92415	24" x 20" x 15"	Anodized Aluminum Frame, Glass Ends and Top, Framed Pivot Tempered Glass Doors,
92918	18" x 20" x 29"	White HPL Deck, Glass Shelves, Countertop Protective Cushions
92429	24" x 20" x 29"	
92932	32" x 20" x 29"	

2 rows of shelves standard (92415, 92429), 1 row of shelves standard (92918), 3 row of shelves standard (92932), Fits pans size 26" L x 18" D (92918, 92429, 92932), Fits pan size 13" L x 18" D (92415)

## 99342 Series Countertop Pastry Merchandiser



Model	HxDxL	Description
99342	42.5" x 24" x 31"	Anodized Aluminum Frame, Glass Ends, Framed Tempered Glass, Pivot Doors, White Wire Shelves, Adjustable bag bins, Standard LPL Exterior, White HPL Interior Deck and Back

3 rows of shelves standard, Fits pans size 26" L x 18" D

## 99370 Series Countertop Pastry Merchandiser with Pedestal Base



Model	HxDxL	Description
99370-31	70" x 24" x 31"	Anodized Aluminum Frame, Glass Ends, Black Melamine Kick, Framed Tempered Glass, Pivot Doors, White Wire Shelves, Adjustable Bag Bins, Air Vents, White HPL Interior Deck and Back, Standard LPL Exterior
99370-40	70" x 30" x 39.25"	
99370-60	70" x 24" x 60"	

4 rows of shelves standard, Fits pans size 26" L x 18" D

## Bakery Wall Display Cases



Model	HxDxL	Description
BWD1	83.5" x 24" x 58.5"	Anodized Aluminum Frame, Panel Ends, White HPL Panel Deck and Back, Non-Framed Sliding Tempered Glass Doors, White Wire Shelves, Adjustable Bag Bins, Standard LPL Exterior, 3/4" Sliding Storage Doors
BWD2	83.5" x 30" x 62.125"	

4 rows of shelves standard, Fits pans size 26" L x 18" D

## BMB Series Bagel Merchandiser Basket Type



Model	HxDxL	Description
BMB-31	50" x 22" x 31.375"	Anodized Aluminum Frame, White HPL Deck, Glass Top, Tempered Glass Front, White Interior and Exterior Ends, Black Melamine Kick, Open Back, Crumb Tray
BMB-60	50" x 22" x 60.375"	
BMB-75	50" x 22" x 75.375"	

Accommodates 3 fixed rows of 14" L x 20" D x 6" H Baskets at a 7.5" Slope, Fits 6 baskets (BMB-31), Fits 12 baskets (BMB-60), Fits 15 baskets (BMB-75)

### Large Pastry Table



Model	HxDxL	Description
xxx65200	60" x 33.25" x 48"	Large 2-Sided Selling Display, Gravity-Fed Bottom Shelf, Swivel Casters, Large Table Top with Riser

### Small Pastry Table



Model	HxDxL	Description
xxx65202	41" x 24.25" x 37"	Compact 2-Sided Selling Display, Gravity-Fed Bottom Shelf, Swivel Casters, Large Table Top





# Secure Display Cases

from *Jahabow*

## TDL™ Full Vision Case



## TDL™ Long Gun Case



## TDL™ Jewelry Showcase



**Improve Loss Prevention Efforts.** Jahabow's TDL™ (Theft Deterrent Level™) Series of Secure Display Cases define the industry standard for reducing loss and safeguarding your most valuable inventory. High quality construction, materials and lighting beautifully display your merchandise, while protecting it from unauthorized access.

## Tested Results

Display Case Type	TDL Rating	Improvement over Non-TDL Showcases
Standard Showcase	582	NA
<b>TDL Level 1</b>	998	<b>71%</b>
<b>TDL Level 2</b>	1,675	<b>188%</b>
<b>TDL Level 3</b>	2,277	<b>291%</b>

## Build to Custom Specifications



Brushed aluminum frame available in silver or black. Multiple shelving options available. Deck and base options include storage doors and drawers. We also offer various LED lighting options. Contact us today for more information.



573.437.4151 | [info@jahabow.com](mailto:info@jahabow.com)



## Cannabis Display Cases and Tables



### Four20 Display Case



Display case with glass top and front with shelves for displaying product. Product can be accessed via pull out storage bins on rear side. Can be free standing or integrated into countertop displays, wall displays etc.

### Greenhouse Display Case



Display case with unique greenhouse design perfect for cannabis. LED floor lights the product from underneath with no heat. Locking swing door with hinge. Premium finish and design with green accent panel.

### Sampling Table



Display Table with removable glass panels for sampling product. Locked hinged doors beneath sampling panels provide access to storage section. Features premium finish and green accent panel.

### Countertop Displays



Countertop displays with storage options including drawers, doors and bins. Customer facing side options include glass tops and front with shelving. Laminate sides and front with HPL kick.

### Acrylic Displays




Countertop Acrylic Displays allow you to add more retail options for your customers at checkout or on top of existing displays. Perfect for placements in C-Stores, Sporting Goods Stores and Dispensaries.

**We can build to any custom specification.**


**573.437.4151 | [info@jahabow.com](mailto:info@jahabow.com)**

## LPL Finish Options


Single color LPL options are same color on the underside.




**Antique White**  
Matte Finish



**Bright White**  
Matte Finish



**Fashion Gray**  
Matte Finish



**Black**  
Matte Finish



**Kensington Maple**  
Matte Finish



**Bannister Oak**  
Matte Finish



**Crown Cherry**  
Matte Finish



**Columbian Walnut**  
Matte Finish

LPL FINISH OPTIONS

The colors shown are printed reproductions only. For maximum color fidelity, request finish samples. Please call your Jahabow Sales Team to inquire about stock availability, price quotes or to inquire about custom options. Prices may vary by finish.

\*Self-Edge Corner treatment with HPL available by quote unless otherwise noted.

## Listed Showcase Lighting Options



### Mini Flux 2020 LED

5650k - cool white  
4100k - natural white

### Description

The Mini-Flux 2020 LED from Jahabow is an ultra-slim LED light source with a housing of 5/8". Due to its miniature dimensions it virtually disappears behind the front rail of Jahabow showcases. It may also be incorporated in vertical, rear and stadium style applications.

AVAILABLE IN 4', 5', 6' AND CORNER CASE CONFIGURATIONS



### Halogen Spotlight (Halo-Spot)

50 watt par 20 lamp

### LED Spotlight (halogen spotlight)

500k, 7 watt, 500 lumens

### Description

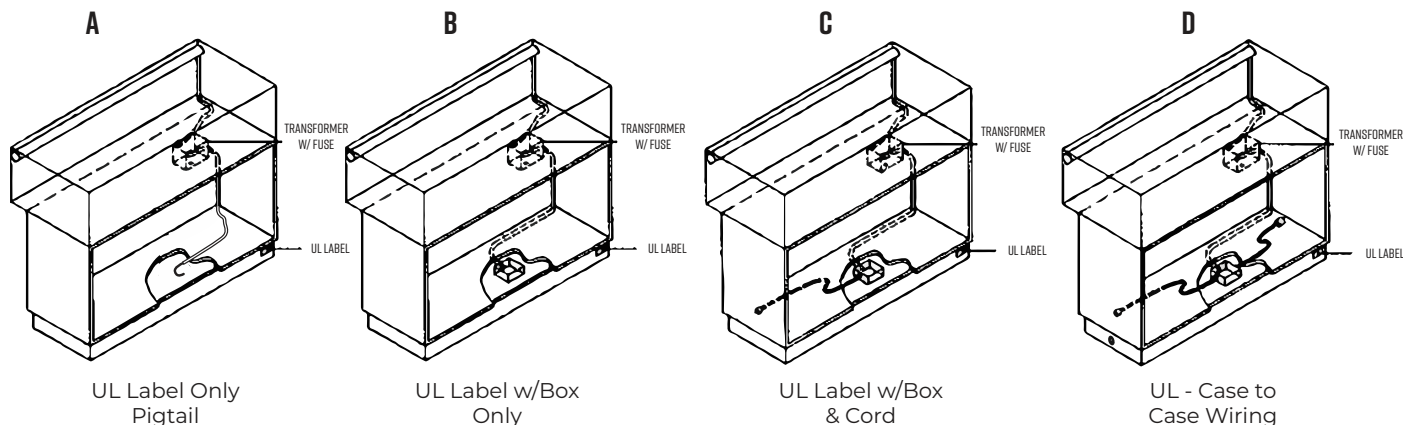
Our Halo-Spot halogen or LED spotlight is the ideal lighting source for excellent illumination in upright displays, wall cases, towers and custom wood cases. Developed for its durability and value, these spotlights are UL Listed and have been designed with fixture cabinetry adaptation in mind.

SPOT LIGHTING AVAILABLE FOR CASES WITH CORNICE TREATMENTS



## Wired Cabinet Electrical Options

\*Check local code requirements for electrical wiring specifications



### Description

UL Label Only - Pigtail (A)

UL Wired Cabinet – junction box/ballast box (B) - *no switch*

UL Wired Cabinet – 12", 12-3 cord/straight plug (C) - *no switch*

UL Wired Cabinet – Twist-Lock 20 amp case-to-case cord connect (D) - *no switch*

Switch – added to above

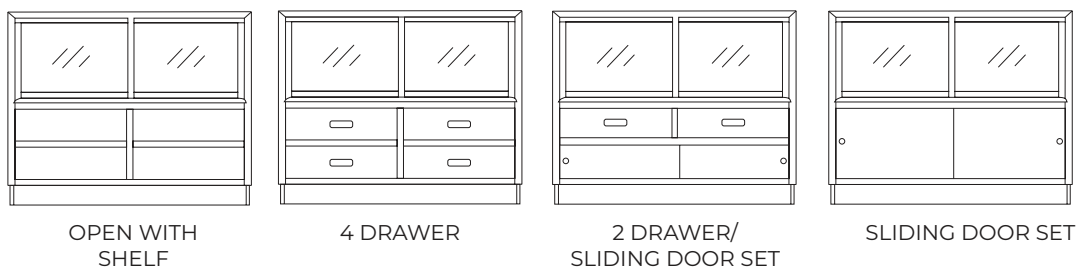
## Optional Showcase Accessories

- Upgraded plunger lock installed
- Keymatic™ brand lock installed
- Trap Top installed
- Hardboard end panel installed:
  - Jewelry Vision Showcase
  - Pedestal Jewelry Showcase
  - Half Vision Showcase
  - Full Vision Showcase
  - Extra Vision Showcase
  - Upright Display Showcase
  - Upright Aisle Showcase
  - Utility Showcase
- Mirror End Panel Installed:
  - Jewelry Vision Showcase
  - Pedestal Jewelry Showcase
  - Half Vision Showcase
  - Full Vision Showcase
  - Extra Vision Showcase
  - Upright Display Showcase
  - Upright Aisle Showcase
  - Utility Showcase

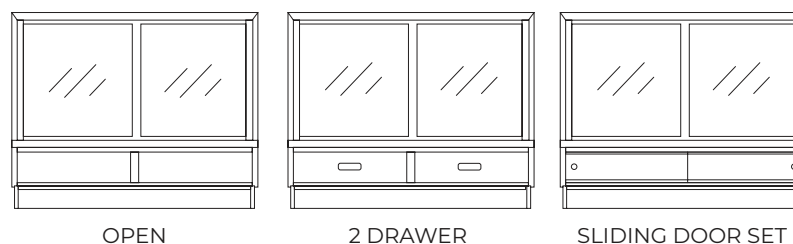
### Jewelry Showcase Storage Options



### Half Vision Showcase Storage Options

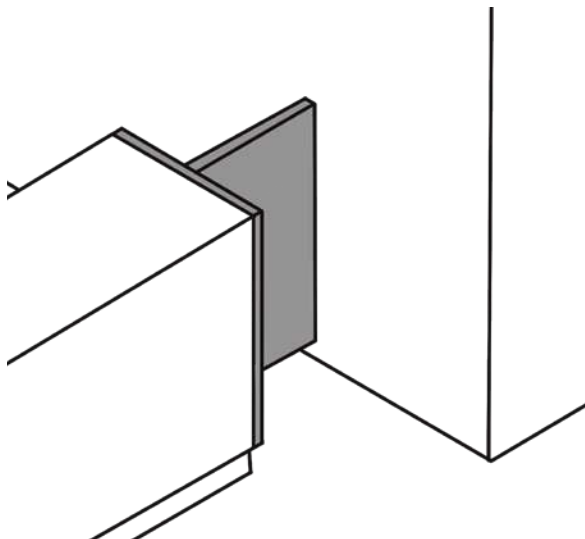


### Full Vision Showcase Storage Options



## Gate Options - Two Way Hinges

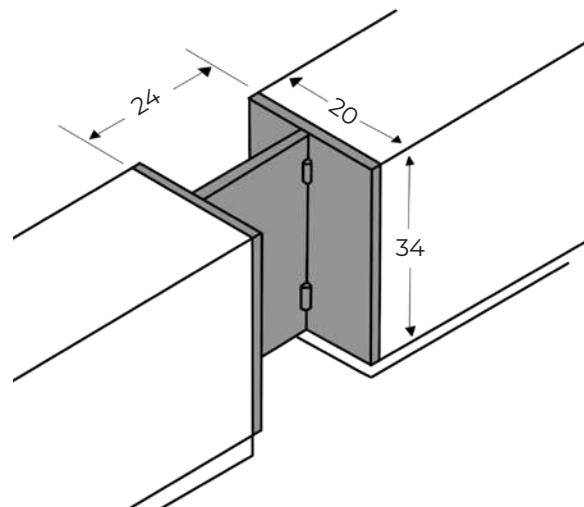
### Gate A



#### Description

Gate with single end panel with double acting hinges. Available in either standard vinyl colors or high pressure laminate.

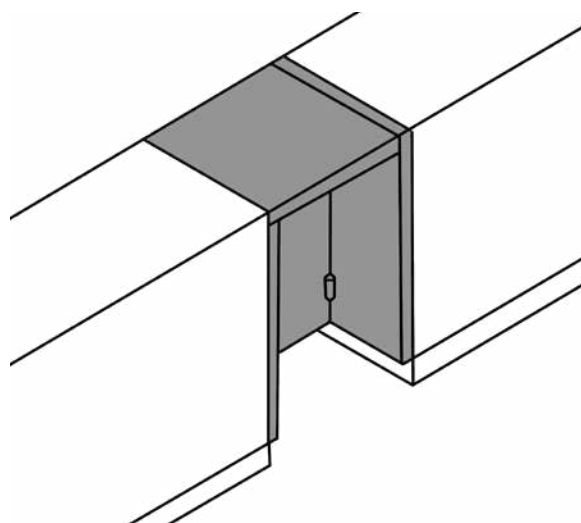
### Gate B



#### Description

Gate with two end panels with double acting hinges. Available in either standard vinyl colors or high pressure laminate.

### Gate C



#### Description

Gate with two end panels using double acting hinges and a lift panel mounted on piano hinge. Available in either standard LPL colors or high pressure laminate.



# Contact Us

We would love to hear from you!

Jahabow  
1004 Industrial Dr.  
Owensville, MO 65066  
Phone : 573.437.4151  
Email : [info@jahabow.com](mailto:info@jahabow.com)



## Need help with layout?

Our team of designers and installers have years of experience in retail design and can help you create a great in-store experience.

**573.437.4151 | [info@jahabow.com](mailto:info@jahabow.com)**



# Jahabow™

Has been making merchandise  
fixtures that engage, drive affinity and move  
product for over 40 years.

